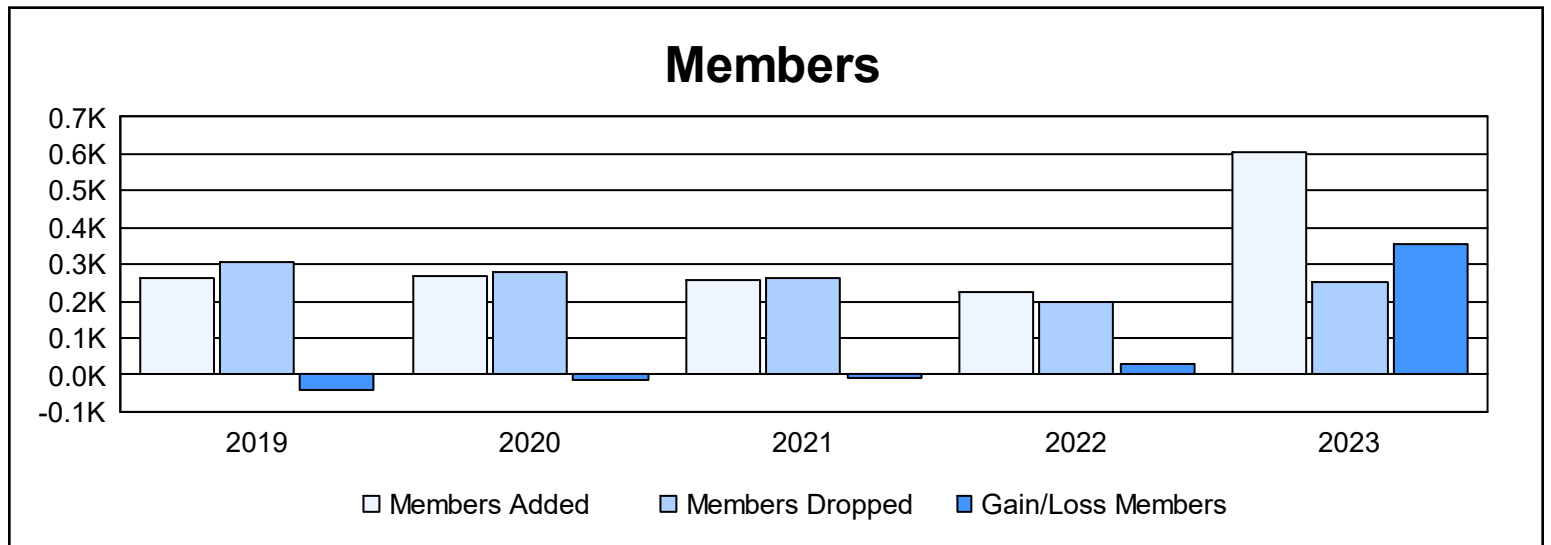
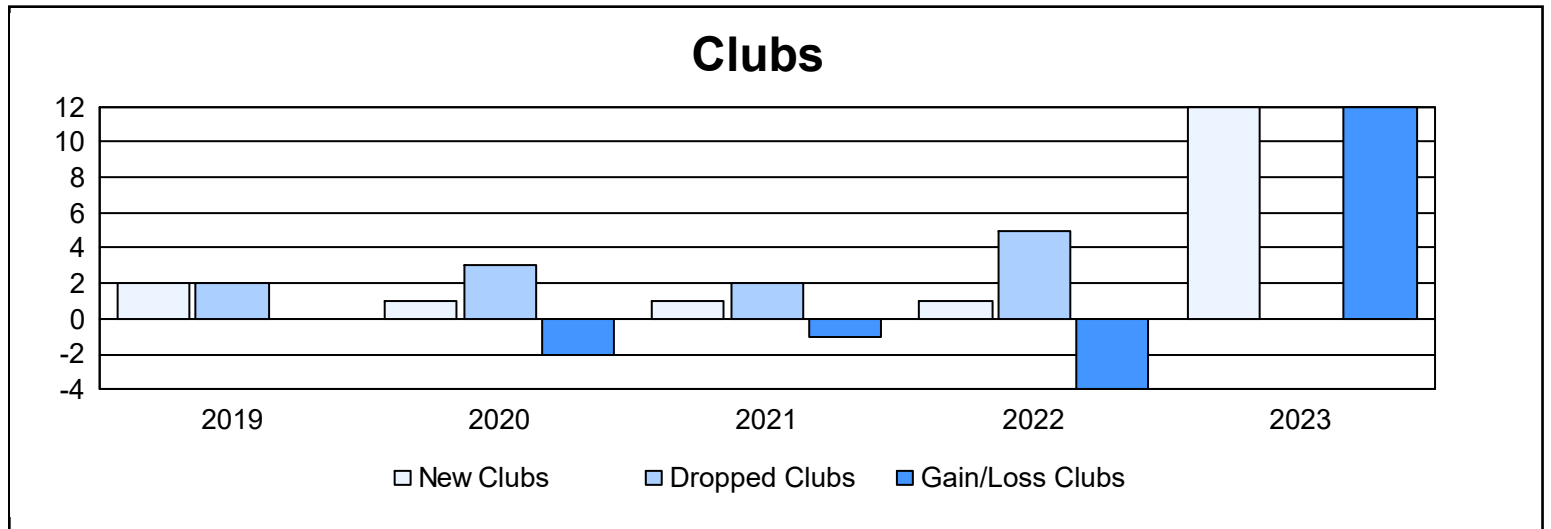
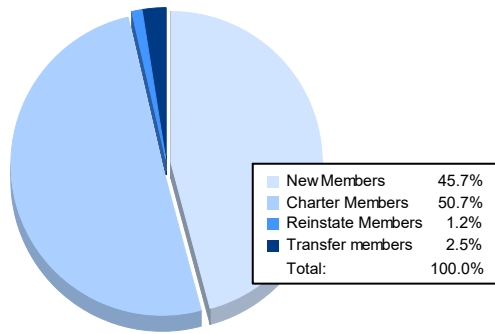


| Year           | New Clubs | Dropped Clubs | Gain/ Loss Clubs | New Members | Charter Members | Reinstate Members | Transfer Members | Total Member Added | Total Members Dropped | Gain/ Loss Members |
|----------------|-----------|---------------|------------------|-------------|-----------------|-------------------|------------------|--------------------|-----------------------|--------------------|
| 2018-2019      | 2         | 2             | 0                | 182         | 52              | 7                 | 24               | 265                | 307                   | -42                |
| 2019-2020      | 1         | 3             | -2               | 206         | 25              | 13                | 23               | 267                | 280                   | -13                |
| 2020-2021      | 1         | 2             | -1               | 194         | 26              | 12                | 23               | 255                | 263                   | -8                 |
| 2021-2022      | 1         | 5             | -4               | 171         | 24              | 15                | 17               | 227                | 195                   | 32                 |
| 2022-2023      | 12        | 0             | 12               | 277         | 307             | 7                 | 15               | 606                | 253                   | 353                |
| <b>Average</b> | <b>3</b>  | <b>2</b>      | <b>1</b>         | <b>206</b>  | <b>87</b>       | <b>11</b>         | <b>20</b>        | <b>324</b>         | <b>260</b>            | <b>64</b>          |



### Membership Composition June 2023 Cumulative



### Gender Composition June 2023 Cumulative

